

ECO MULCHER[®]

The World's #1[™]

EXCAVATOR MOUNTED MULCHERS

Can fell and mulch trees up to 12" diameter.

Mulchers for Excavators from 4 to 28 Tonnes.



Model THK 150
(shown with optional mounting bracket).



Environmentally friendly, cost effective solution to land clearing.

Take down standing trees with ease.



Railway and hydro corridor land clearing applications.



Call 1-800-461-4299
www.ecomulcher.com

ECO MULCHER®


The World's #1™

WHY THE ECO MULCHER PERFORMS BETTER:


- Capable of producing Classe I / Category I Mulch to meet the most demanding mulching contract specifications.




CAT. I
FINE CHIPS



CAT. II
LARGE CHIPS



CAT. III
SLASH

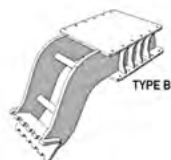


Eco mulcher features a large diameter rotor with a close ratio hammer configuration, resulting in long hammer life, increased grinding capacity and the production of fine "Classe I/Category I mulch" (see chart). A fine mulch gives good ground cover and returns to nature quickly.

- Excavator mounting allows the Eco mulcher to reach into areas not accessible by wheeled or tracked mounted mulchers.
- Eco mulcher features oversize roller bearings on the main shaft, a welded body of **FLEXISTEEL®** steel and skid pads made from **HARDOX®** steel giving the mulcher a long and productive life in the toughest of conditions. A hydraulically controlled gate ensures safe operation: gate is open for cutting and closed for mulching.
- An ecological solution: mulching has proven environmental and economic advantages over the use of chemical sprays to control brush growth. Mulching eliminates the potential danger to the soil and water table.
- Options: Third Member Integral Mounting Bracket Foot.



TYPE A



TYPE B



Fell and mulch standing trees in one operation.



Easy access to difficult areas and slopes.



What used to take multiple machines can now be done with one.




Land clearing for pipeline and hydro electric corridors.

ECO MULCHER®

The World's #1™

FEATURES:



- Large diameter rotor with unique carbide hammer configuration that reduces power consumption. Double helicoidal hammer arrangement with optional P-Cut depth limiters.

Optional "P-Cut" fins on rotor are for limiting cutting depth and regulating the mulch.

- Welded mainframe with double layer of high strength cold forming **FLEXISTEEL®** steel.

External loading bearings, with belt pulley mounted close to bearing to prevent flexing and breaking of shaft.

- Poly chain or XPB belt drive.

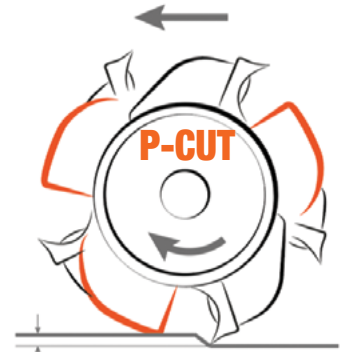
Mulching chamber with replaceable counterblades made from **HARDOX®** 450 wear resistant steel mounted in frame interior.

- Electric over hydraulic valve for opening and closing hood with replaceable counterblade wear bars.


20 mm (3/4 in.) thick adjustable skid pads made from **HARDOX®** 450 wear resistant steel.

- Front quadruple chain curtains.

Plate bulkhead features JIC fittings for ease of hydraulic line hook up.



OPTIONAL



ECO MULCHER®

The World's #1™

Five models and various widths to choose from:

THI*

4 - 8 tonne Excavators

Cut and Mulch Wood up to 120mm/4.75 in. Dia.



THE*

5 - 12 tonne Excavators

Cut and Mulch Wood up to 130mm/5 in. Dia.



THJ*

10 - 16 tonne Excavators

Cut and Mulch Wood up to 200mm/8 in. Dia.



THB*

15 - 20 tonne Excavators

Cut and Mulch Wood up to 200mm/8 in. Dia.



THK*


20 - 28 tonne Excavators

Cut and Mulch Wood up to 300mm/12 in. Dia.



SPECIFICATIONS	THI			THE			THJ			THB			THK	
	075	100	125	075	100	125	100	125	150	100	125	150	150	180
Working Width (cm/in.)	75 / 29	100 / 39	125 / 49	75 / 29	100 / 39	125 / 49	100 / 39	125 / 49	150 / 59	100 / 39	125 / 49	150 / 59	150 / 59	180 / 71
Total Width (cm/in.)	102 / 40	127 / 50	152 / 60	105 / 41	130 / 51	155 / 61	138 / 54	163 / 64	188 / 74	137 / 54	162 / 64	187 / 74	198 / 78	228 / 90
Req. Excavator Wt. (Tonnes)	4 - 8			5 - 12			10 - 16			15 - 20			20 - 28	
Pressure in Bars (min. - max.)	180 - 280			180 - 280			280 - 380			280 - 380			280 - 380	
Flow (L per min.) (min. - max.)	35 - 100	45 - 100	55 - 100	60 - 160	75 - 160	90 - 160	90 - 170	105 - 170	115 - 170	100 - 170	115 - 170	125 - 170	180 - 250	200 - 250
Rotor Cutting Dia. (mm / in.)	325 / 12.795			325 / 12.795			375 / 14.764			415 / 16.339			455 / 17.913	
Number of Hammers and Type	18 / F09 2 / F39	24 / F49 2 / F38	30 / F09 2 / F39	18 / F09 2 / F39	24 / F49 2 / F38	30 / F09 2 / F39	24 / F09 2 / F39	30 / F49 2 / F38	36 / F09 2 / F39	22 / F19 2 / F20	28 / F19 2 / F20	34 / F19 2 / F20	36 / F19 2 / F20	44 / F19 2 / F20
Number of Hammers (optional)	18 / F08 2 / F38	24/F09 - 2/F38 24/F08 - 2/F38	30 / F08 2 / F38	18 / F08 2 / F38	24/F09 - 2/F38 24/F08 - 2/F38	30 / F08 2 / F38	24 / F08 2 / F38	30/F09 - 2/F38 30/F08 - 2/F38	36 / F08 2 / F38	22/F25 - 2/F20 22/F45 - 2/F20	28/F25 - 2/F20 28/F45 - 2/F20	34/F25 - 2/F20 34/F45 - 2/F20	36/F25 - 2/F20 36/F45 - 2/F20	44/F25 - 2/F20 44/F45 - 2/F20
Number of Blades	N/A			N/A			N/A			22 / F18 2 / F20			28 / F18 2 / F20	
Counterblades	1 adjustable + 2 replaceable rows			3 replaceable rows			5 replaceable rows			4 replaceable rows			4 replaceable rows	
Coupling Plate	Bolted flange			Bolted flange			Bolted flange			Bolted flange			Bolted flange	
Number of Belts and Type	4 XPB			4 XPB			5 XPB			Multiband			6 XPB	
Side Skids	Sliding bolted			Sliding bolted			Sliding bolted (2 positions)			Sliding bolted (3 positions)			Sliding bolted	
Weight (kgs / lbs)	395 / 871	450 / 992	520 / 1146	455 / 1003	510 / 1124	590 / 1301	720 / 1587	815 / 1797	910 / 2006	1025 / 2260	1165 / 2568	1280 / 2822	1550 / 3417	1715 / 3781

Replaceable hammer and blade options:



The weight of the machines is approximate, it refers to the standard version with any options and it may vary.
The information and images contained in this document are to be considered reference values. The St. George Company reserves the right to make changes without notification.
SEVEN™ is a registered trademark of The St. George Company. © The St. George Company, 2019
Hydraulic hoses and connectors to the excavator not included.
*SHOWN WITH OPTIONAL MOUNTING BRACKET.

** MAX PRESSURE FOR MOTORS WITH FIXED DISPLACEMENT 63 CC AND 80 CC

For more info contact:



See us on YouTube
Seven Eco Mulcher™



Excavators can do more than just move earth™

Like us on Facebook!

The St George Company Ltd. - www.thestgeorgeco.com

20 Consolidated Drive, P.O. Box 430, Paris ON Canada, N3L 3T5

Telephone: (519) 442-2046 Fax: (519) 442-7191

Mulchers for Excavators since 1989

www.ecomulcher.com 1-800-461-4299